


# Attaching Tags

Tape, Tagging Guns, Zip  
Ties and more!



# Tags




**Be gentle and careful when attaching tags. Wiggle the tagging needle or safety pins.**

**Do not push through.**

**Safety pins heal in the wash.**

**Tagging guns should never be used directly through the fabric.**



# How to use a Tagging Gun

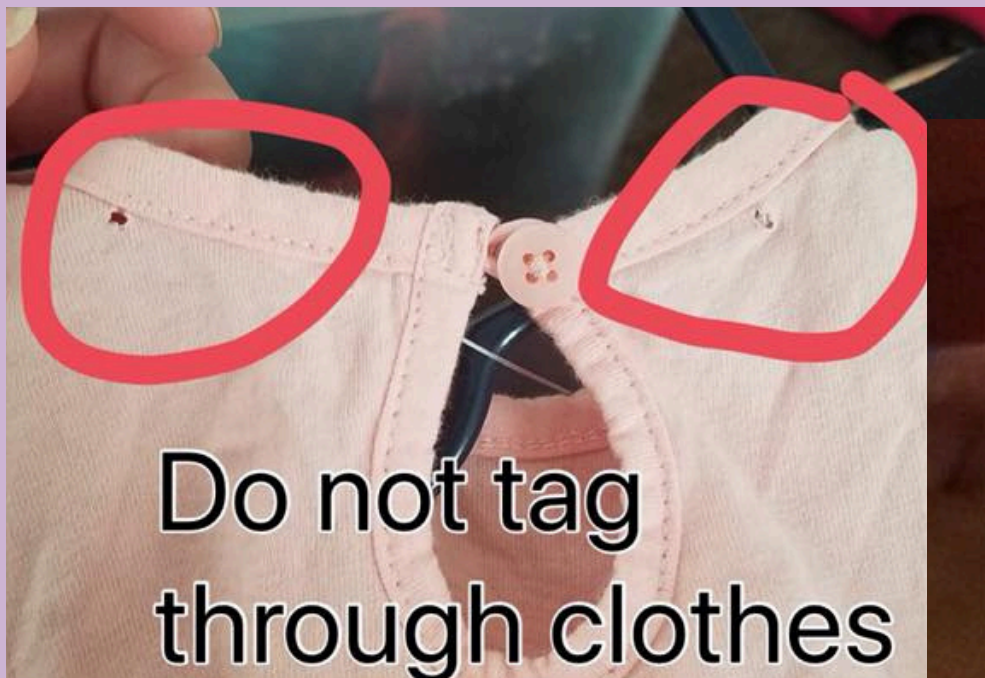


**FIRST:** Always tag through the clothing label at the back of the neck.

**NOT** in the armpit. Ensure the tag is outside and visible.

# Tagging gun

## Rules



Do not use a tagging gun to tag directly through the item.

**Use the INSIDE Tag first.**

If there is no inside tag, then use the inside seam at the neck for tops, and for bottoms, use the inside seam of the back of the pants where the tag should be located.



carter's

18  
months

Made in Cambodia  
Fabriqué au Cambodge  
Hecho en Camboya



arter.

18

# How to use

## Saftey Pins



**FIRST:** Always tag through the clothing label  
at the back of the neck.

**NOT** in the armpit. Ensure the tag is outside and visible.

# How to use

## Safety Pins



If no label is present you can pin through the neck seam. Ensure the tag is outside and visible.



# How to use

## Safety Pins



If no label or seam is present you can tag  
on the **front right side** of the item



*Tags*

# Tag Placement

**Prevent Tags from  
detaching from clothing  
and falling to the floor.**

**Do not attach tags to the armpit.**  
Tags will get tangled with other tags  
and pop off when shoppers are moving  
the clothing.

# Attach

## Tag Placement



Shoppers want to find great deals, so be sure your price tag is easy to see. Pin the tag on the front or if using a tagging gun attach the tag on the size tag inside the item or top shoulder inside seam.

Attach

# Pants






# Attach

## Miscellaneous Figurines

Group together by theme



Secure with  
Clear tape



Attach Tag with Tape



Do not tape over  
the barcode

# Attach

## Items with Seperate pieces

Secure small pieces in  
a plastic bag



Attach bag  
with a zip tie  
or LOTS of packing tape!





# Attach tags

## Shoes



### Secure your tags on Shoes!

- Tape over the top half of the tag, front and back.  
\*do not tape over the barcode\*
- Then punch a hole for the safety pin, Zip tie or curling ribbon

# Attach tags

## Books



**Painters tape or masking tape only (no clear tape)**

- **Secure the tag on the back of the book only (Do not place tag inside books.)**